



User Manual

Model: H61D5

Govee Neon Rope Light 2

English	01
Deutsch	09
Français	17
Español	25
Italiano	33

Safety Instructions

Read and follow the safety instructions below:

- This device is for indoor use only.
- Avoid dropping the device from high places.
- Do not significantly modify the device.
- Do not leave children unattended with the device.
- Use the product with the provided power adapter only.
- Although this product has good bending performance, when bending the neon rope light, please try not to fix the clip too close and bend it too much, so as not to damage the light beads and then affect the life span.
- If you want to get the maximum adhesion, it is suggested that you wait for a period of time to install the neon rope light after fixing the clip.

Introduction

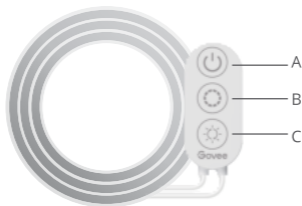
Thanks for choosing the Govee Neon Rope Light 2. The soft silicone material makes it suitable for creating DIY shapes. It supports RGBIC light technology, Matter, and smart voice control systems such as Alexa and Google Assistant, allowing you to control wonderful lighting effects from your phone.

What You Get

Neon Rope Light	1
Adapter	1
User Manual	1

At a Glance

- A. Turn the light on/off.
- B. Short press to change colors. The color of the button can be set in the app.
- C. Short press to adjust the brightness.



Installing Your Device

Before You Install

1. Unpack the box and check **all** items listed in the packing list.
2. Power on the neon rope light and check whether it **lights up**.
3. Plan the shape you want in advance. You can **also** log in to your Govee Home account to add the device and check the recommended shapes.
4. If you need to use the bend clip while installing, make sure the longer side of the bend clip is at the inner corner.

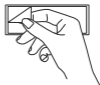


Installing Steps

- 1 Wipe the surface to make sure it's clean and dry.



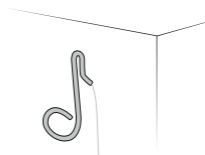
- 2 After tearing off the adhesive film, you can stick the clip to the place you want and press it firmly (if necessary, you can reinforce the clip with a screw), and then clip the neon rope light into the clip.



- 3 Peel off the protective film on the control box and stick it on. Place the control box close to the music source to achieve the best music effect.



- 4 Power on the neon rope light and start using.



Pairing Your Device with Govee Home App

What You Need:

- A Wi-Fi router supporting the 2.4GHz and 802.11b/g/n bands. 5GHz is not supported.
- 1 Download Govee Home App from the App Store (iOS) or Google Play (Android). Log in with your account. New users need to create an account.
 - 2 Turn on your smartphone's Bluetooth.
 - 3 Open the app, tap the "+" icon in the top right corner and search "H61D5."
 - 4 Tap the device icon and follow the on-screen instructions to complete pairing.



Matter Guide

Cautions:

1. You need to complete the network connection of apps that support Matter (e.g. Google Home/Apple HomeKit, etc.) within 15 minutes after the product is powered on when using Matter for the first time.
2. An IPv6 network is required.
3. Changing the network may cause Matter to malfunction.
4. If the product cannot connect to the app, long press the power button of the product and press the second button for 4 times consecutively to restore factory settings. After that, try connecting again later.

Step 1

Find the QR code or device number of Matter on the product or on the "Device Settings" page in Govee Home App.

Step 2

Turn on the Bluetooth on your smartphone.

Step 3

Download and open the app that supports Matter like Google Home, Apple HomeKit, etc.

Step 4

Use the device number or QR code on the product in the app to complete the network connection of Matter for the product.

Specifications

Model	H61D5
Adapter Input	AC 100-240V
Light Input	24VDC 2A
Light Displaying Technology	RGBIC
Control Methods	Govee Home App, Voice Control

Troubleshooting

- ❶ Cannot connect to Govee Home App.
 - Check if the device is powered on.
 - Check if the smartphone's Bluetooth is enabled, or try connecting with another smartphone.
 - When connecting for the first time, make sure the smartphone is near the device.
 - If a connection error still exists, delete the connected device from the "Device" page on the app.
 - Reconnect to Govee Home App by following the previously provided instructions.
- ❷ No response to any press during use.
 - Use a needle or a similar object to press into the hole on the bottom of the device to reset it.

This product contains a light source of energy efficiency class G. Colour - tuneable light sources that can be set to at least the colours listed in this point and which have for each of these colours, measured at the dominant wavelength, a minimum excitation purity of:

Blue	465.3nm	97.5%
Green	521.3nm	76.6%
Red	623.7nm	100.0%

and are intended for use in applications requiring high-quality coloured light.

Customer Service

 Warranty: 12-Month Limited Warranty

 Support: Lifetime Technical Support

 Email: support@govee.com

 Official Website: www.govee.com

 @Govee  @govee_official  @govee.official

 @Goveeofficial  @Govee.smarthome

Compliance Information

EU Compliance Statement:

Shenzhen Qianyan Technology LTD here by declares that this device is in compliance with the essential requirements and other relevant provisions of the Directive 2014/53/EU.

A copy of the EU Declaration of Conformity is available online at www.govee.com/

EU contact address:

  GOVEE MOMENTS (DE) HANDEL GmbH
(E-mail: eu_rep@govee.com)

Zunftstraße 13 - Raum 205, 50374 Erftstadt, Germany

EU-Compliance:

Hiermit erklärt Shenzhen Qianyan Technology LTD dass dieses Gerät den wesentlichen Anforderungen und anderen einschlägigen Bestimmungen der EU-Richtlinie 2014/53/EU entspricht.

Eine Kopie der EU-Konformitätserklärung finden Sie online auf www.govee.com/

Kontaktadresse innerhalb der EU:

  GOVEE MOMENTS (DE) HANDEL GmbH
(E-mail: eu_rep@govee.com)

Zunftstraße 13 - Raum 205, 50374 Erftstadt, Germany

Déclaration de conformité UE:

Par la présente, Shenzhen Qianyan Technology LTD déclare que cet appareil est conforme aux principales exigences et autres clauses pertinentes de la directive européenne 2014/53/EU.

Une copie de la déclaration de conformité UE est disponible sur le site www.govee.com/

Adresse de contact pour l'UE :

  GOVEE MOMENTS (DE) HANDEL GmbH
(E-mail: eu_rep@govee.com)

Zunftstraße 13 - Raum 205, 50374 Erftstadt, Germany

Declaración de cumplimiento UE:

Shenzhen Qianyan Technology LTD por la presente declara que este dispositivo cumple los requisitos básicos y el resto de provisiones relevantes de la Directiva 2014/53/EU.

Hay disponible online una copia de la Declaración de conformidad UE en www.govee.com/

Dirección de contacto de la UE:

EC REP GOVEE MOMENTS (DE) HANDEL GmbH
(E-mail: eu_rep@govee.com)

Zunftstraße 13 - Raum 205, 50374 Erftstadt, Germany

Dichiarazione di conformità UE:

Shenzhen Qianyan Technology LTD dichiara che il presente dispositivo è conforme ai requisiti essenziali e alle altre disposizioni rilevanti della direttiva 2014/53/EU.

Una copia della dichiarazione di conformità UE è disponibile online all'indirizzo Web www.govee.com/

Indirizzo di contatto UE:

EC REP GOVEE MOMENTS (DE) HANDEL GmbH
(E-mail: eu_rep@govee.com)

Zunftstraße 13 - Raum 205, 50374 Erftstadt, Germany

UK Compliance Statement:

Shenzhen Qianyan Technology LTD hereby declares that this device is in compliance with the essential requirements and other relevant provisions of the Radio Equipment Regulations 2017

A copy of the UK Declaration of Conformity is available online at www.govee.com/

	Bluetooth®	Wi-Fi
Operation Frequency (For Europe & UK only)	2402-2480MHz	2412-2472MHz
Output Power (For Europe & UK only)	<10dBm (E.I.R.P.)	<20dBm (E.I.R.P.)



Environmentally friendly disposal

Old electrical appliances must not be disposed of together with the residual waste, but have to be disposed of separately. The disposal at the communal collecting point via private persons is for free. The owner of old appliances is responsible to bring the appliances to these collecting points or to similar collection points. With this little personal effort, you contribute to recycle valuable raw materials and the treatment of toxic substances.

Umweltfreundliche Entsorgung

Elektro-Altgeräte dürfen nicht mit gewöhnlichem Abfall entsorgt werden und müssen separat entsorgt werden. Die Entsorgung an kommunalen Sammelstellen ist für Privatpersonen kostenlos. Die Eigentümer der Altgeräte sind für den Transport zu den Sammelstellen verantwortlich. Durch diesen geringen Aufwand können Sie zur Wiederverwertung von wertvollen Rohmaterialien beitragen und dafür sorgen, dass umweltschädliche und giftige Substanzen ordnungsgemäß unschädlich gemacht werden.

Mise au rebut écologique

Les appareils électriques usagés ne doivent pas être éliminés avec les déchets résiduels. Ils doivent être éliminés séparément. La mise au rebut au point de collecte municipal par l'intermédiaire de particuliers est gratuite. Il incombe au propriétaire des appareils usagés de les apporter à ces points de collecte ou à des points de collecte similaires. Avec ce petit effort personnel, vous contribuez au recyclage de matières premières précieuses et au traitement des substances toxiques.

Tratamiento de residuos responsable con el medio ambiente

Los aparatos eléctricos viejos no pueden desecharse junto con los residuos orgánicos, sino que deben ser desechados por separado. Existen puntos limpios donde los ciudadanos pueden dejar estos aparatos gratis. El propietario de los aparatos viejos es responsable

de llevarlos a estos puntos limpios o similares puntos de recogida. Con este pequeño esfuerzo estás contribuyendo a reciclar valiosas materias primas y al tratamiento de residuos tóxicos.

Smaltimento ecologico

I vecchi dispositivi elettrici non devono essere smaltiti insieme ai rifiuti residui, ma devono essere smaltiti separatamente. Lo smaltimento da parte di soggetti privati presso i punti di raccolta pubblici è gratis. È responsabilità del proprietario dei vecchi dispositivi portarli presso tali punti di raccolta o punti di raccolta analoghi. Grazie a questo piccolo impegno personale contribuirete al riciclo di materie prime preziose e al corretto trattamento di sostanze tossiche.

For ambient lighting only. Not for illumination.

This device uses a non-replaceable light source. When the light source reaches the end of its life cycle, this device should be replaced.

The light source or separate control gear is not intended for use in other applications.

Do not connect the rope light to the supply while it is in the packing or wound onto a reel;

Do not use the rope light when covered or recessed into a surface; Do not open or cut the rope light.

To reduce the risk of strangulation, the flexible wiring connected to this luminaire shall be effectively fixed to the wall if the wiring is within arm's reach.

Nur für Ambientebeleuchtung. Nicht zur Beleuchtung.

Dieses Gerät verwendet eine nicht austauschbare Lichtquelle.

Wenn die Lichtquelle das Ende ihres Lebenszyklus erreicht, sollte dieses Gerät ersetzt werden.

Die Lichtquelle oder das separate Betriebsgerät sind nicht für andere Anwendungen bestimmt.

Schließen Sie die Lichterkette nicht an die Stromversorgung an, während sie sich in der Verpackung befindet oder auf eine Rolle aufgewickelt ist;

Verwenden Sie die Lichterkette nicht, wenn sie abgedeckt oder verbeult ist.

Öffnen oder schneiden Sie die Lichterkette nicht.

Um die Gefahr einer Strangulierung zu verringern, muss die flexible Leitung, die an diese Leuchte angeschlossen ist, wirksam an der Wand befestigt werden, wenn sich die Leitung in Reichweite befindet.

Solo para iluminación de ambiente. No para la iluminación.

Este dispositivo utiliza una fuente de luz no reemplazable.

Cuando la fuente de luz llegue al final de su ciclo de vida, debe sustituir este dispositivo.

La fuente de luz o el equipo de control separado no está destinado a ser utilizado en otras aplicaciones.

No conecte la luz de cuerda al suministro mientras esté en el embalaje o enrollado en un rollo;

No utilice la luz de cuerda cuando esté cubierta o empotrada en una superficie;

No abra ni corte la luz de cuerda.

Para reducir el riesgo de estrangulamiento, el cableado flexible conectado a este sistema de iluminación debe fijarse de forma efectiva a la pared en caso de que se pueda alcanzar con los brazos.

Seulement pour un éclairage d'ambiance. Pas pour l'éclairage quotidien.

Cet appareil utilise une source lumineuse non remplaçable.

Lorsque la source lumineuse atteint la fin de son cycle de vie, cet appareil doit être remplacé.

La source lumineuse ou l'appareillage de commande séparé ne convient pas à d'autres applications.

Ne connectez pas le corde lumineux à l'alimentation lorsqu'il est dans l'emballage ou enroulé sur un enrouleur ;

N'utilisez pas le corde lumineux lorsqu'il est couvert ou encastré dans une surface ;

Ne pas ouvrir ou couper la corde lumineuse.

Pour réduire le risque de strangulation, le câblage flexible connecté à ce luminaire doit être fixé solidement au mur si le câblage est à portée de main.

Solo per l'illuminazione dell'atmosfera. Non per illuminare.

Questo dispositivo utilizza una sorgente luminosa non sostituibile.

Quando la sorgente luminosa raggiunge la fine del suo ciclo di vita, questo dispositivo deve essere sostituito.

La sorgente luminosa o l'alimentatore separato non è destinato all'uso in altre applicazioni.

Non collegare la fune luminosa all'alimentazione mentre è nell'imballo o avvolta su una bobina;

Non utilizzare la fune luminosa quando è coperta o incassata in una superficie;

Non aprire o tagliare la luce della fune.

Per ridurre il rischio di strangolamento, il cablaggio flessibile collegato a questo apparecchio deve essere efficacemente fissato alla parete se il cablaggio è a portata di mano.

FCC and ISED Canada Statement

This device complies with Part 15 of the FCC Rules and Industry Canada licence-exempt RSS standard(s). Operation is subject to the following two conditions:

(1) This device may not cause harmful interference, and (2) This device must accept any interference received, including interference that may cause undesired operation.

Warning: Changes or modifications not expressly approved by the party responsible for compliance could void the user's authority to operate the equipment.

Le présent appareil est conforme aux CNR d'Industrie Canada applicables aux appareils radio exempts de licence.

L'exploitation est autorisée aux deux conditions suivantes :

(1) l'appareil ne doit pas produire de brouillage, et
(2) l'utilisateur de l'appareil doit accepter tout brouillage radioélectrique subi, même si le brouillage est susceptible d'en compromettre le fonctionnement."

NOTE: This equipment has been tested and found to comply with the limits for a Class B digital device, pursuant to Part 15 of the FCC Rules.

These limits are designed to provide reasonable protection against harmful interference in a residential installation. This equipment

generates uses and can radiate radio frequency energy and, if not installed and used in accordance with the instructions, may cause harmful interference to radio communications. However, there is no guarantee that interference will not occur in a particular installation. If this equipment does cause harmful interference to radio or television reception, which can be determined by turning the equipment off and on, the user is encouraged to try to correct the interference by one or more of the following measures:

1. Reorient or relocate the receiving antenna.
2. Increase the separation between the equipment and receiver.
3. Connect the equipment into an outlet on a circuit different from that to which the receiver is connected.
4. Consult the dealer or an experienced radio/TV technician for help.

FCC and IC Radiation Exposure Statement

This equipment complies with FCC and IC radiation exposure limits set forth for an uncontrolled environment. This equipment should be installed and operated with minimum distance 20cm between the radiator & your body.

Lors de l'utilisation du produit, maintenez une distance de 20 cm du corps afin de vous conformer aux exigences en matière d'exposition RF.

This Class B digital apparatus complies with Canadian ICES-005.

Cet appareil numérique de la classe B est conforme à la norme NMB-005 du Canada.

Responsible party (this contact information is only for FCC matters) :

Name: GOVEE MOMENTS(US) TRADING LIMITED

Address: 2501 Chatham Rd Suite R Springfield IL 62704

Email: certification@govee.com

Contact information: <https://www.govee.com/support>

The Bluetooth® word mark and logos are registered trademarks owned by Bluetooth SIG, Inc. and any use of such marks by Shenzhen Qianyan Technology LTD is under license.

The trademark Govee has been authorised to Shenzhen Qianyan Technology LTD.

Copyright ©2021 Shenzhen Qianyan Technology LTD.

All Rights Reserved.



FOR INDOOR USE ONLY

NUR FÜR DEN INNENGEBRAUCH

POUR UNE UTILISATION EN INTÉRIEUR UNIQUEMENT

SÓLO PARA USO EN INTERIORES

SOLO PER USO INTERNO



PAP 22

Raccolta Carta

FR

Cet appareil
et ses accessoires
se recyclent

À DÉPOSER
EN MAGASIN



OU

À DÉPOSER
EN DÉCHÈTERIE



Points de collecte sur www.quefairedemesdechets.fr
Privilégiez la réparation ou le don de votre appareil !



Govee Home App

For FAQs and more information,
please visit: www.govee.com