


# Roam

Sonos Roam is the portable smart speaker for listening at home and on the go.

- Enjoy up to 10 hours of continuous playback on a single charge—when it's time to recharge, connect the included cable to a 7.5 W or higher USB power source, place Roam on a compatible Qi wireless charger, or magnetically snap Roam to its custom wireless charger (sold separately).
- Lightweight, durable, waterproof design is ideal for the beach, pool parties, and more.
- Stream over WiFi at home—connect to Bluetooth anywhere else.
- Easy voice control with Amazon Alexa and the Google Assistant built right in.
- Works with the S2  app.
- Compatible with your other S2 Sonos speakers for multi-room listening.
- See [Getting started](#) when you're ready to add Roam to your Sonos system.



## Controls and lights

|  |                                 |   |
|--|---------------------------------|---|
|  | Volume control                  | <b>Volume up (+); Volume down (-)</b><br><b>Note:</b> Press and hold to quickly change the volume.  |
|  | Playback control and sound swap | <ul style="list-style-type: none"> <li>• Press once to <b>play or pause</b> audio.</li> <li>• Press and hold to <b>group with other speakers</b>. Continue holding the button down to <b>move the sound</b> to and from your nearest Sonos speaker.</li> <li>• Double press for <b>next track</b>.</li> </ul> |

- Triple press for **previous track**.

**Note:** You can't skip forward or go back when listening to a radio station.



### Microphone

Press the microphone button to turn the microphone on or off.  
If you have a voice assistant, voice control is on when the light is on—when the light is off, voice control is off.

### Status light

Indicates the speaker's status.

- Solid white: on.
- Blinking blue: Bluetooth pairing mode.
- Solid blue: connected with device via Bluetooth.
- Flashing orange: if the product gets too hot, the status light flashes orange and the product chirps 3 times. Move the product to a cooler location, away from direct sunlight.

[Learn more](#)

### Battery light

Blinks when the battery is low.  
Light turns on for 10 seconds when charging starts.

[Learn more](#)

**Note:** Roam's remaining battery life is always visible in the Sonos app.

## Back panel

### USB-C port

Use the included cable to connect to a compatible 7.5 W or higher USB-A power source.

### Power button

### Power / Bluetooth

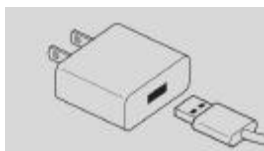
Press to **power on**.  
Press and hold to **power off**.

**Note:** When Roam is on, a single press activates **sleep** mode to save battery life. To **wake** Roam up, press any button.

To pair a **Bluetooth** device, press and hold until you hear the pairing tone.

## Charging

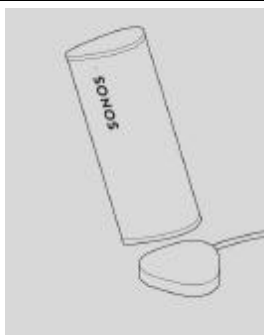
### USB-C to USB-A



Use the included cable to connect to a compatible 7.5 W (5V/1.5A) or higher USB-A charger. (Optional Sonos USB Power Adapter sold separately.)

**Note:** Roam's remaining battery life is visible in the Sonos app.

### Sonos Wireless Charger (sold separately)



Just place Roam on the smooth, magnetized side of the charger for easy recharging—no extra wires or cables needed.

## Location and usage guidelines

You can use your speaker just about anywhere. Here are a few things to keep in mind:

- When the microphone is on, Roam tunes itself with automatic Trueplay™ for amazing sound no matter where you are and what you're listening to.
- You can place Roam next to a wall or on a shelf—for best performance, leave at least 1" (2.5 cm) space around the back of the speaker.
- Roam's durable design includes silicone end caps to protect the speaker if it's dropped or bumped.
- For optimal performance, avoid placing Roam in direct sunlight.
- Roam can be placed horizontally or vertically. When vertical, Roam takes up barely any room. Position it horizontally for added stability on uneven surfaces.

## Waterproof design

Roam has an IP67 rating—it's dustproof and waterproof and can be submerged 1 meter for up to 30 minutes. If Roam gets saturated with water, you can dry it off this way:


1. Flush Roam with tap water, then give it a quick shake.
2. Place the speaker vertically for a few seconds until it drains, then place it face down (logo side down) on a dry towel for a few minutes.
3. Start playing some audio to assist with drainage.

**Note:** Don't play audio when Roam is immersed in water.

## Automatic Trueplay™

Auto Trueplay tuning optimizes the sound for wherever you are and whatever you're listening to. Your speaker's microphone is used to detect the environment so auto Trueplay can make periodic tuning adjustments to deliver the best sound.

## Microphone on/off

The microphone is used for voice control, and for automatic Trueplay tuning. Press  to turn the microphone on or off—the microphone LED light will let you know when your voice assistant is listening.

When the microphone light is on,

- If you have a voice assistant, voice control is on and your voice assistant is ready to respond.
- Auto Trueplay tuning is enabled so Roam can automatically adjust its sound for your surroundings.

When the microphone light is off,

- If you have a voice assistant, voice control is off—your voice assistant is not listening.
- Automatic Trueplay tuning is disabled.

## Accessories

For add-ons tailored to perfectly fit your Roam, see [Accessories](#) on our website.

## Specifications

### Sonos Roam

| Feature | Description |
|---------|-------------|
| Audio   |             |

|                                 |  |
|---------------------------------|--|
| <b>Amplifier</b>                | Two Class-H digital amplifiers.  |
| <b>Tweeter</b>                  | One tweeter offers crisp high frequencies.   |
| <b>Mid-Woofer</b>               | One mid-woofer ensures faithful playback of mid-range vocal frequencies.   |
| <b>Adjustable EQ</b>            | Use the Sonos S2 app to adjust bass, treble, and loudness.   |
| <b>Microphone array</b>         | Far-field microphone array uses advanced beamforming and multi-channel echo cancellation so your voice assistant can be readily activated.   |
| <b>Software</b>                 |  |
| <b>Sonos S2</b>                 | Set up and control Roam with the latest generation of the Sonos app.   |
| <b>Apple AirPlay 2</b>          | Works with AirPlay 2 on Apple devices iOS 11.4 and higher.   |
| <b>Voice</b>                    | Works with Amazon Alexa and the Google Assistant.  |
| <b>Automatic Trueplay™</b>      | This tuning technology uses spatial awareness to smartly adjust the sound for the speaker's orientation (vertical/horizontal), location, and the content that's playing. Works on WiFi and Bluetooth. Microphone must be on. |
| <b>Sound Swap</b>               | To group Roam with other Sonos speakers, press and hold the Play/Pause button for 1 second.<br>To move the sound to or from Roam, continue holding the button down.  |
| <b>Details</b>                  |  |
| <b>IP Rating</b>                | IP67 (speaker can be submerged in 1m of water for up to 30 minutes)  |
| <b>Dimensions (H x W x D)</b>   | 6.61 x 2.44 x 2.36 in (168 x 62x 60mm)   |
| <b>Weight</b>                   | .95 lb. (.43 kg)   |
| <b>Memory</b>                   | 1GB SDRAM; 4GB NV  |
| <b>CPU</b>                      | Quad Core; 1.3 GHz A-53  |
| <b>Operating Temperature</b>    | 41° to 95° F (5° to 35° C)   |
| <b>Storage Temperature</b>      | -4° to 145° F (-20° to 63° C)  |
| <b>Package Contents</b>         | Sonos Roam, USB cable (3.9 ft/ 1.2 m), and Quickstart guide  |
| <b>Power &amp; Connectivity</b> |  |
| <b>WiFi</b>                     | Connects to WiFi network with any 802.11a/b/g/n/ac 2.4 or 5 GHz broadcast-capable router   |
| <b>Bluetooth</b>                | Bluetooth 5.0 supports audio streaming from your smartphone and other devices  |
| <b>Inputs</b>                   | USB-C for charging   |
| <b>Battery</b>                  | 18 Wh battery provides up to 10 hours of continuous playback on a single charge  |
| <b>Recharging</b>               | Recharge with the included USB-C cable connected to any 7.5 W (5V/1.5A) or higher USB power adapter, a wireless Qi charger, or the Sonos Wireless Charger  |
| <b>Charging Time</b>            | 0% to 50% in 1 hour on USB; 2 hours wirelessly   |

\* Specifications subject to change without notice.

## Important safety information

Please read these instructions and heed all warnings. Keep them in a convenient location and make sure everyone in the household is aware of them.

**Important:** Do not connect the USB cable to Roam while using the NFC tag.

1. Read these instructions.
2. Keep these instructions.
3. Heed all warnings.
4. Follow all instructions.
5. Clean with a damp or dry soft cloth. Do not use household cleaners or solvents as they may damage the finish on your Sonos products.
6. Do not block any ventilation openings. Install in accordance with the manufacturer's instructions.
7. Do not install near any heat sources such as radiators, heat registers, stoves, or other apparatus that produce heat.
8. Protect the power cable from being walked on or pinched, particularly at plugs, convenience receptacles, and the point where they exit from the apparatus.
9. Only use attachments/accessories specified by the manufacturer.
10. Unplug this apparatus during lightning storms or when unused for long periods of time.
11. Refer all servicing to Sonos qualified service personnel. Servicing is required when the apparatus has been damaged in any way, such as power-supply cable or plug is damaged, liquid has been spilled or objects have fallen into the apparatus, the apparatus has been exposed to rain or moisture, does not operate normally, or has been dropped.
12. The Mains plug should be readily available to disconnect the equipment.
13. Roam meets IP67 water resistance levels.