

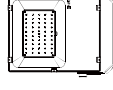

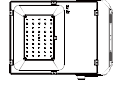
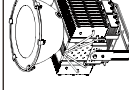





RGB+CCT Flood light

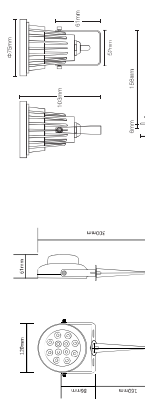
			
Power	10W	30W	60W
Size(mm)	166x107x32	226.5x167x40	309.5x267.5x182.2
NW(g)	450	950	1800
GW(g)	550	1160	2100
Driver	Customized	Mean Well	Mean Well
Luminous Flux	650-850LM	2100-2700LM	4500-5000LM
Protection	IP65	IP65	IP65
Warranty	3years	3years	3years
LED color	Dual White And Color		
Input voltage	AC100-240V		
Color temperature	2200K-6500K		
Working temp	-20-60°C		
Line length	0.6m		
Life span	50,000h		
Material	Aluminum, toughened glass		
Compatible with Zigbee bridge			

RGB+CCT Flood light

			
Power	100W	200W	400W
Size(mm)	402x295x60	470x360x60	480x480x60
NW(g)	3600	8000	14500
GW(g)	4000	8500	15000
Driver	Mean Well	Mean Well	Mean Well
Luminous Flux	7500-8000LM	20000-25000LM	25000-30000LM
Protection	IP65	IP65	IP65
Warranty	3years	3years	3years
LED color	Dual White And Color		
Input voltage	AC100-240V		
Color temperature	2200K-6500K		
Working temp	-20-60°C		
Line length	0.6m		
Life span	50,000h		
Material	Aluminum, toughened glass		
Compatible with Zigbee bridge			

RGB+CCT Garden lamp

			
Power	12W	7W	7W
Model NO.	GL-C-001P	GL-C-002P	GL-C-003P
Size(mm)	120x61x300	Ø75x261	Ø75x261
Input voltage	AC 100-240V	AC 100-240V	AC/DC 24V
Luminous Flux	850-900LM	500-550LM	500-550LM
Protection	IP65	IP66	IP66
Color Temperature	2200-6500K	2200-6500K	2200-6500K
LED color	Dual White And Color		
Working temp	-20-60°C		
Material	Aluminum, toughened glass		
Compatible with Zigbee bridge			



12V 10W RGB+CCT Flood light

Parameter
 Power: 10W
 White LED Power: 10W
 Driver: Customized
 Luminous flux: 650-850LM
 Input Voltage: AC/DC 12V
 Color Temperature: 2200-6500K
 G.W.: 350G
 Material: Aluminum, toughened glass

Model No.: GL-FL-001P
Size: 166x107x32mm
Working temp.: -20°C - 60°C
IP Rate: IP65
N.W.: 450G
G.W.: 550G
CR: Ra > 80

Installation

1. Take the led flood light out of the packaging.
2. Switch off the power for the wall lamp switch before installation.
3. Remove the led flood light from the wall lamp switch.
4. Switch on the power, the led flood light will be on under normal circumstances.

Compatibility Chart

Item	Philips Hue	SmartThings	BEA Taster	Conbee	Trinity	Home	SmartThings
RGB+CCT	Yes/No	Yes/No	/	Yes/No	Yes/No	Only m/r RGB	Yes/No
RGBW	Yes/No	Yes/No	/	Yes/No	Yes/No	Yes/No	Only m/r RGB
CCT	Yes/No	Yes/No	Only Dimmable	Yes/No	Yes/No	Monochrome single color	Yes/No
Dimmer	Yes/No	Yes/No	Yes/No	Yes/No	Yes/No	Yes/No	Yes/No

 ①②③④⑤⑥ are already tested by GLEDOPTO, ⑦⑧ are from our customers, just for your information, not verified by GLEDOPTO.