

Note: Please review this compatibility guide to find your valve before purchasing. This document will help you find out

1. Whether your valve is a manual valve or a thermostatic valve.
2. Whether your thermostat valve support this smart product.
3. Whether you need to buy a valve adapter.

Manual valve or thermostatic valve

1. Observe the existing thermostat valve

If your existing thermostat valve has number on it, as shown in the left picture, then you are having a thermostatic valve and it will work with meross smart thermostat valve. If your existing thermostat valve doesn't have any number on it, as shown in the right picture, then you are having a manual valve and it will **NOT** work with meross smart thermostat valve.



Thermostatic Valve



Manual Valve

2. Unmount the existing thermostat valve




Unmount the existing thermostat and observe the valve. If your valve looks like pictures below. Then it is a manual valve and will **NOT** work with meross smart radiator thermostat.











































































3. Push the probe































If you are not sure about it, the final solution to tell your existing valve is to push the probe of the valve. If the probe can be pushed in and out, it is a thermostatic valve and it will work with meross smart thermostat valve. If the probe can't be pushed in and out, it is a manual valve and will **NOT** work with meross smart thermostat valve.











































If you found out that your existing valve is a thermostatic valve, then you can proceed to figure out whether your existing valve is in our compatible list or not.
































-  means the valve is supported
-  means the valve can be supported if you buy the recommended valve adapter
-  means the valve is not supported




















Picture	Brand name	Model	Type of connection (Thread/Clamp)	Is Meross compatible?	Is an adapter provided?
	Albert		M 30 x 1.5 mm		-
	Armal		M 24 x 1.5 mm		-
	Altecnic 	Ecotal	M 30 x 1.5 mm		-
	Bianchi 		M 30 x 1.5 mm		-
	Braukmann 		M 40 x 1.5 mm		-
	BRV 		M 30 x 1.5 mm		-
	Boss 	Supreme	M 28 x 1.5 mm		
	Caleffi 		23 mm		
	Carlo Poletti 		M 30 x 1.5 mm		-
	Comap 		M 28 x 1.5 mm		
	Comap 		M 30 x 1.5 mm		-
	Conec 		M 30 x 1.5 mm		-

Picture	Brand name	Model	Type of connection (Thread/Clamp)	Is Meross compatible?	Is an adapter provided?
	Coterm		M 28 x 1.5 mm		-
	Danfoss 	RAS CK	M 30 x 1.5 mm		-
	Danfoss/ Honeywell 	RA-A, B, C/ T2000/T6000/ T3000/RAS C2 RA-FN, RA-N, RA-DV Dynamic	23mm with notches		✓
	Danfoss 	RAV	34mm with 4 notches		✓
	Danfoss 	RAVL	25.5mm with 4 notches		✓
	Danfoss 	FJVR	32mm with 2 notches		
	Danfoss 	RTD	M 30 x 2 mm		-
	Diamond 		M 30 x 1.5 mm		-
	Drayton 	RT212/RT313/ RT414/TRV4	M 30 x 1.5 mm		-
	Drayton 	TRV3/2/4C	M 28 x 1.0 mm		-
	FAR 		M 23 x 1.5 mm		
	Fratelli- Pettinaroli 		M 28 x 1.5 mm		

Picture	Brand name	Model	Type of connection (Thread/Clamp)	Is Meross compatible?	Is an adapter provided?
	Gammer Gammer ARMATUREN		inside thread M 20		-
	Gammer Gammer ARMATUREN		inside thread M 22		-
	Gammer Gammer ARMATUREN		M 30 x 1.5 mm		-
	Giacomini 		22.6 mm		
	Heimeier 		M 30 x 1.5 mm		-
	Herz, Honeywell 	7230/7235/ 7260/7262	M 28 x 1.5 mm		
	Honeywell/ Braukmann Honeywell	Thera T1000, T2000, T3000, T4000, T6000 Series. VT117E/ VT200E/VT15	M 30 x 1.5 mm		-
	Idmar		M 30 x 1.5 mm		-
	Ista ista		M 32 x 1.0 mm		Adapter available on Amazon
	IVAR		M 30 x 1.5 mm		-
	Junkers 		M 30 x 1.5 mm		-
	Landis & Gyr LANDIS & GYR		24 mm		-

Picture	Brand name	Model	Type of connection (Thread/Clamp)	Is Meross compatible?	Is an adapter provided?
	Luxor 		M 30 x 1.5 mm		-
	Markaryd 	Evosense Sprint & Public/MTW-AD/DTW/VR10	M 28 x 1.5 mm		
	MNG 		M 30 x 1.5 mm		-
	Myson 		M 28 x 1.5 mm		
	Myson 	TRV 2 way Petite	M 30 x 1.5 mm		-
	Orkli 	Harmony, Eroso, Victory, Electrónica, Viking	M 28 x 1.0 mm		-
	Orkli 	Harmony, Eroso, Victory, Electrónica, Viking	M 30 x 1.5 mm		-
	Oventrop 	UniXD	Clamp: 23 mm with notches		
	Oventrop 	UniLDVL	Clamp: 25.5 mm with 4 notches		
	Oventrop 	UniLDV	Clamp: 34 mm with 4 notches		
	Oventrop 	Uni LA Herz	M 28 x 1.5 mm		
	Oventrop 	Vindo TH/Uni series/Pinox H	M 30 x 1.5 mm		-

Picture	Brand name	Model	Type of connection (Thread/Clamp)	Is Meross compatible?	Is an adapter provided?
	Oventrop OV		M 30 x 1.0 mm		Adapter available on Amazon
	Oventrop OV		M 40 x 1.5 mm		-
	Pegler PEGLER 	Yorkshire, Terrier (I) (II) (III) /Mistral (I) (II)/ Belmont	M 30 x 1.5 mm		-
	Pegler Yorkshire PEGLER 		M 30		-
	Pettinaroli		M 28 x 1.5 mm		✓
	Pont a Mousson 		M 28 x 1.5 mm		✓
	R.B.M. 		M 30 x 1.5 mm		-
	Rosswainer 		M 30 x 1.5 mm		-
	SAM(Slovarm) 		M 28 x 1.5 mm		✓
	Schlösser 		M 30 x 1.5 mm		-
	Siemens SIEMENS		M 30 x 1.5 mm		-
	Simplex Simplex		M 30 x 1.5 mm		-

Picture	Brand name	Model	Type of connection (Thread/Clamp)	Is Meross compatible?	Is an adapter provided?
	TA 		M 28 x 1.5 mm		
	Tiemme 		M 30 x 1.5 mm		-
	Vaillant 	TA Heimeier Vaillant Adapter	30.5 mm		-
	Valf Sanayli 		M 30 x 1.5 mm		-
	Watts 		M 30 x 1.5 mm		-
	Yorhe 		M 30 x 1.5 mm		-

Please note that if your valve is thermostatic, not manual, and your valve is not on this list, you can replace your valve with an M30 X 1.5mm thermostatic radiator valve.

Please note: While Meross works with a great range of thermostatic radiator valves, there may be a few that Meross currently does not support. In some cases, the compatibility depends on your complete heating setup. So please bear in mind that all information in this guide is indicative and, in no way, exhaustive.