

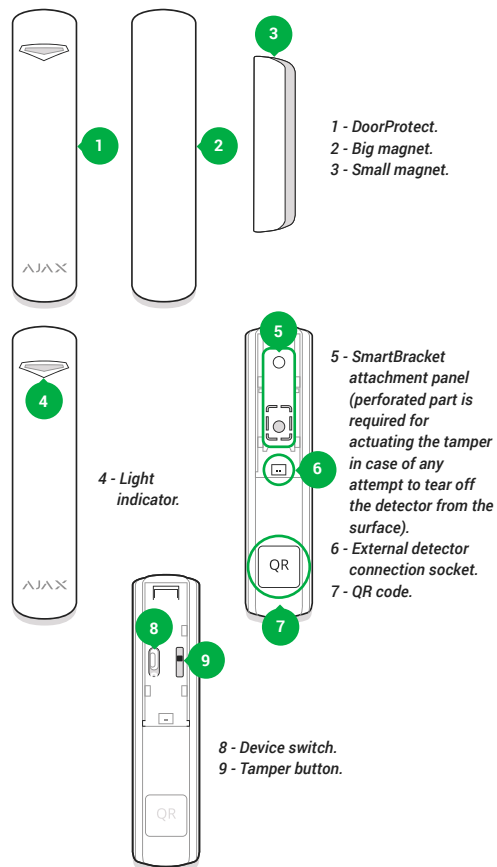
Magnetic opening detector  
Model Name: **Ajax DoorProtect**

Wireless magnetic door detector

DoorProtect is a wireless door and window opening detector, equipped with a sealed contact reed relay designed for processing more than one million openings. It has a socket for connecting an external detector. DoorProtect is connected to the Ajax security system via the protected Jeweller protocol, with an effective communication range of up to 1,200 meters without obstacles. It can operate up to 7 years from a bundled battery, and is designed for use indoors.

**IMPORTANT:** This Quick Start Guide contains general information about the DoorProtect. Before using the device, we recommend reviewing the User Manual on the website: [ajax.systems/support/devices/doorprotect](http://ajax.systems/support/devices/doorprotect)

## FUNCTIONAL ELEMENTS



## LOCATION SELECTION

When selecting an installation location for DoorProtect, take into account any obstacles impairing the radio signal transmission.

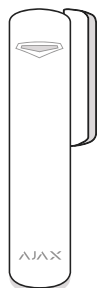
### Do not install the detector:

1. Outside the premises (outdoors).
2. Nearby any metal objects and mirrors causing radio signal attenuation or screening it.
3. Within any premises with the temperature and humidity beyond the range of permissible limits.

Prior to the attachment of the detector to a surface with screws, please perform signal strength test in the Ajax Security System application for at least a minute. This will demonstrate communication quality between the detector and the hub and ensures proper installation place selection.

Status indicator	Signal level
Lights with interruptions once every 1.5 seconds	Excellent signal level
Blinks 5 times per second	Good signal level
Blinks 2 times per second	Poor signal level
Lights up for a short time once every 1.5 seconds	No signal

The detector is equipped with two magnets - small and big, with the magnet operation ranges of 1 cm and 2 cm accordingly. The magnet is attached to the moving part of the door (window) to the right of the detector. If necessary, the detector may be positioned horizontally.



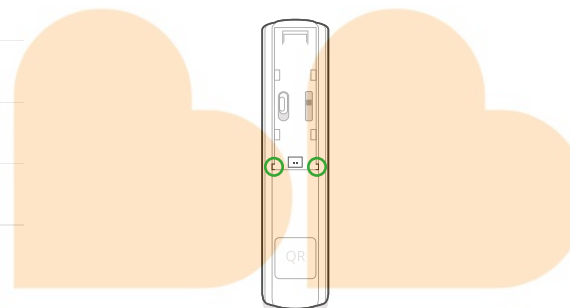
## MOUNTING THE DEVICE

1. Fix the SmartBracket attachment panels of the detector and magnet with bundled screws or other no less reliable attachment hardware.
2. Put the detector on the panel - single blink of the light indicator will confirm that the tamper has been actuated.
3. Fix the magnet on the attachment.

## CONNECTION AND SETTING UP

The detector is connected to the hub and set up via the Ajax Security system mobile application. To establish connection please locate the detector and the hub within the communication range and follow the device adding procedure.

A wire detector with a NC type contact may be connected to DoorProtect using an outside-mounted terminal clamp. To lead out the wire from the DoorProtect body, break out the plug.



Before using the external detector connected to the terminal clamp, activate it in the DoorProtect settings.

To connect the detector to a third party security central unit using the Ajax uartBridge or Ajax ocBridge Plus integration module, follow the recommendations in the user manual of the respective device.

If the detector is located in a room requiring 24-hour control, activate the "Always active" mode - DoorProtect will be actuated in case of opening, even if the system is not in the arming mode.

## IMPORTANT INFORMATION

This product can be used across all EU member states.

This device in compliance with the essential requirements and other relevant provisions of Directive 2014/53/EU. All essential radio test suites have been carried out.

**CE** CAUTION: RISK OF EXPLOSION IF BATTERY IS REPLACED BY AN INCORRECT TYPE. DISPOSE OF USED BATTERIES ACCORDING TO THE INSTRUCTIONS

## TECH SPECS

Detector actuation threshold	1 cm (small magnet) 2 cm (big magnet)
Anti-tamper switch	Yes
Frequency band	868.0-868.6 mHz
Maximum RF output power	Up to 20 mW
Modulation	FM
Radio signal	Up to 1,200 m (any obstacles absent)
Socket for connecting wire detectors	Yes, NC
Power supply	1 battery CR123A, 3 V
Battery life	Up to 7 years
Operating temperature range	From 0°C to +50°C
Operating humidity	Up to 80%
Dimensions	Ø20x90 mm
Weight	29 g

## COMPLETE SET

1. DoorProtect.
2. Battery CR123A (pre-installed).
3. Big magnet.
4. Small magnet.
5. Outside-mounted terminal clamp.
6. Installation kit.
7. Quick Start Guide.

## WARRANTY

Warranty for the Ajax Systems Inc. devices is valid for 2 years after the purchase and does not apply to the supplied battery. If the device does not work correctly, you should first contact the support service—in half of the cases, technical issues can be solved remotely!

The full text of the warranty is available on the website: [ajax.systems/warranty](http://ajax.systems/warranty)

User Agreement: [ajax.systems/end-user-agreement](http://ajax.systems/end-user-agreement)

Technical support: [support@ajax.systems](mailto:support@ajax.systems)